

## Features

Variable grip fastener. Available in two grip ranges from 1,0 mm to 18,8 mm.

Tool or hand operated head styles available.

Single hole mounting - low installation cost.

Clockwise locking as standard.

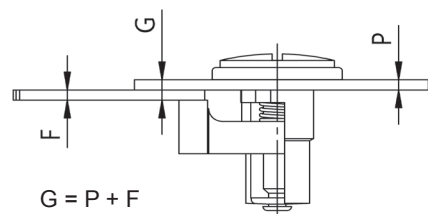
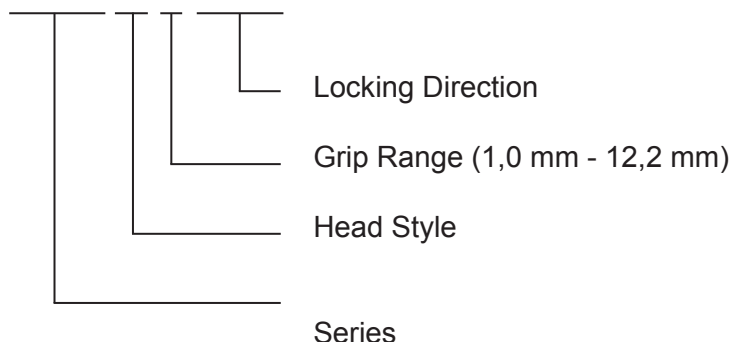
Counterclockwise locking fasteners upon request.

## Part no. example

Pawl Latches, Flat head.

Grip range 1,0 mm - 12,2 mm.

## V965L 23 -1 R1AG


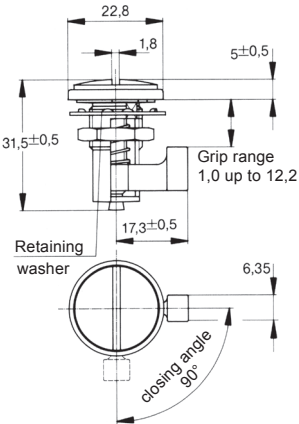

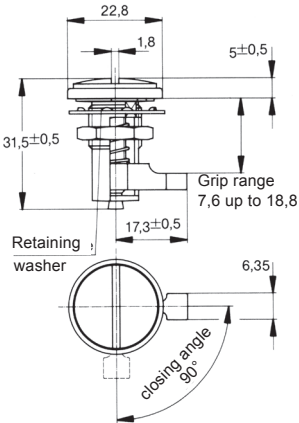



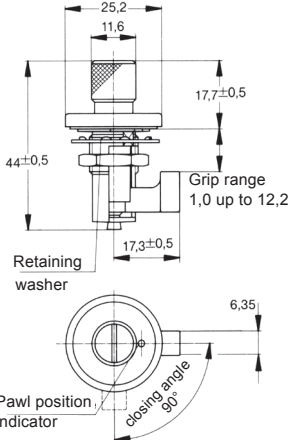

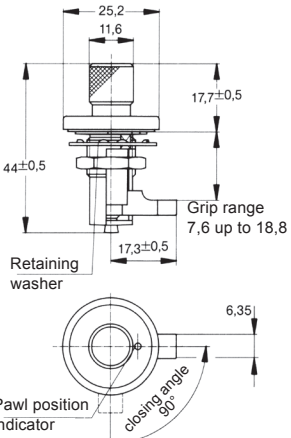
$$G = P + F$$

$$P_{min} = 0,5mm$$

$$P_{max} = 0,5mm$$

For  $G = 7,6mm$  to  $18,8mm$  applies  $P+F \geq 7,6mm$

Style	Dimensions	Materials / Finish	°C	Part No.
<b>Flat Head</b> <b>Grip Range</b> <b>1,0 up to 12,2</b> 		Steel / zinc-plated CrVI-free, clear passivation	-40 up to +100	<b>V965L23-1R1AG</b>
<b>Flat Head</b> <b>Grip Range</b> <b>7,6 up to 18,8</b> 		Steel / zinc-plated CrVI-free, clear passivation	-40 up to +100	<b>V965L23-2R1AG</b>

Style	Dimensions	Materials / Finish	°C	Part No.
<b>Knurled Head</b> <b>Grip Range</b> <b>1,0 up to 12,2</b> 		Steel / zinc-plated CrVI-free, clear passivation	-40 up to +100	<b>V965L1-1R1AG</b>
<b>Knurled Head</b> <b>Grip Range</b> <b>7,6 up to 18,8</b> 		Steel / zinc-plated CrVI-free, clear passivation	-40 up to +100	<b>V965L1-2R1AG</b>

## Pawl Latches Installation Instructions

Instruction Dimensions	
<p><b>Clockwise locking</b></p> 