

Features

Max. tensile strength 4.700 N, working load 3.100 N.

Small fastener for high tensile load.

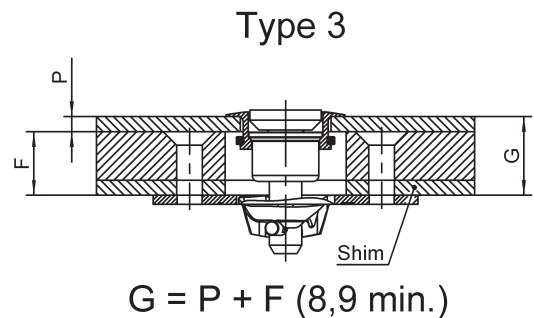
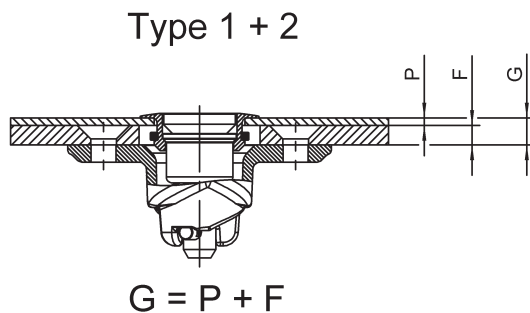
Large range of stud assemblies with fixed and floating receptacles

Selection Instructions

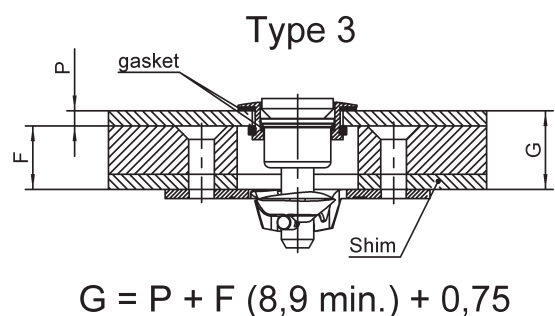
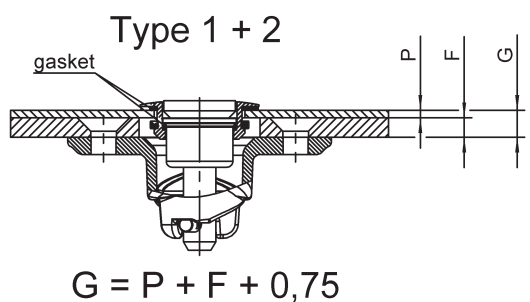
1. Select stud assembly, page G-4 and G-5, grommet and snap-on retaining ring, page G-7 and receptacle, page G-8 and G-9.
2. Select retaining washer, page G-6, for studs from length no. 5.
3. Select stud length number from total thickness G using the formula and the table on page G-2 and G-3 (e.g. D4002-*AGV).

Determining the stud length number when using receptacle:

Standard version



Sealed version



**When Using the Following Grommet and Receptacles:
Flush Mounting Grommets
D4002-G-AGV D4002-H-AGV
4002-GS 4002-HS**


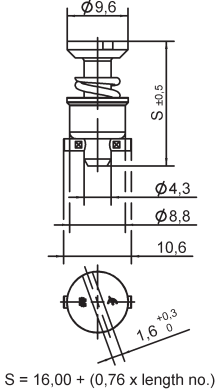

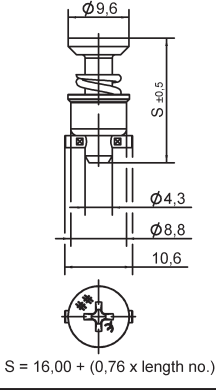

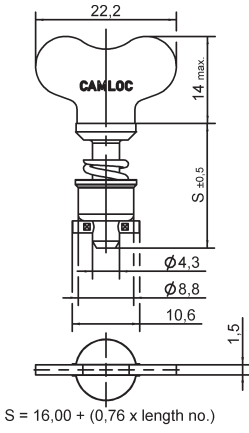
Stud Length No. When Using

Total Thickness G	Type 1 Receptacles	Type 2 Receptacles	Type 3 Receptacles	Total Thickness G	Type 1 Receptacles	Type 2 Receptacles	Type 3 Receptacles
0,50 - 1,30	-	-	-	27,20 - 27,95	35	36	26
1,30 - 2,05	-	-	-	27,95 - 28,70	36	37	27
2,05 - 2,80	-	3	-	28,70 - 29,50	37	38	28
2,80 - 3,55	3	4	-	29,50 - 30,20	38	39	29
3,55 - 4,30	4	5	-	30,20 - 31,00	39	40	30
4,30 - 5,10	5	6	-	31,00 - 31,75	40	41	31
5,10 - 5,85	6	7	-	31,75 - 32,50	41	42	32
5,85 - 6,60	7	8	-	32,50 - 33,30	42	43	33
6,60 - 7,30	8	9	-	33,30 - 34,05	43	44	34
7,30 - 8,15	9	10	-	34,05 - 34,80	44	45	35
8,15 - 8,90	10	11	-	34,80 - 35,55	45	46	36
8,90 - 9,65	11	12	-	35,55 - 36,30	46	47	37
9,65 - 10,40	12	13	3	36,30 - 37,10	47	48	38
10,40 - 11,20	13	14	4	37,10 - 37,85	48	49	39
11,20 - 11,95	14	15	5	37,85 - 38,60	49	50	40
11,95 - 12,70	15	16	6	38,60 - 39,35	50	51	41
12,70 - 13,50	16	17	7	39,35 - 40,10	51	52	42
13,50 - 14,20	17	18	8	40,10 - 40,90	52	53	43
14,20 - 15,00	18	19	9	40,90 - 41,65	53	54	44
15,00 - 15,75	19	20	10	41,65 - 42,40	54	55	45
15,75 - 16,50	20	21	11	42,40 - 43,15	55	56	46
16,50 - 17,30	21	22	12	43,15 - 43,90	56	57	47
17,30 - 18,00	22	23	13	43,90 - 44,70	57	58	48
18,00 - 18,80	23	24	14	44,70 - 45,45	58	59	49
18,80 - 19,55	24	25	15	45,45 - 46,20	59	60	50
19,55 - 20,30	25	26	16	46,20 - 46,95	60	-	51
20,30 - 21,10	26	27	17	46,95 - 47,70	-	-	52
21,10 - 21,85	27	28	18	47,70 - 48,50	-	-	53
21,85 - 22,60	28	29	19	48,50 - 49,25	-	-	54
22,60 - 23,40	29	30	20	49,25 - 50,00	-	-	55
23,40 - 24,15	30	31	21	50,00 - 50,75	-	-	56
24,15 - 24,90	31	32	22	50,75 - 51,50	-	-	57
24,90 - 25,65	32	33	23	51,50 - 52,30	-	-	58
25,65 - 26,40	33	34	24	52,30 - 53,05	-	-	59
26,40 - 27,20	34	35	25	53,05 - 53,80	-	-	60

Other Lengths on request.


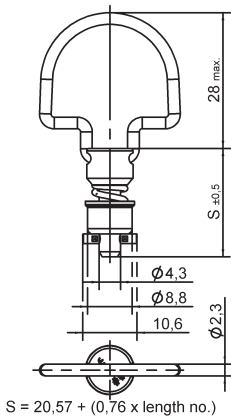

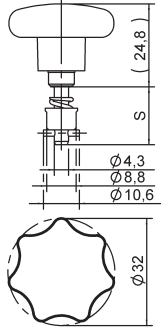

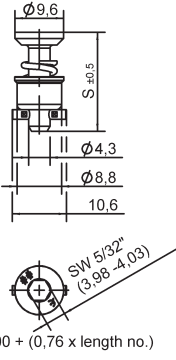
When Using the Following Grommet and Receptacles: Plus Flush Mounting Grommets											
D4002-N-AGV		D4002-O-AGV		D4002-P-AGV		D4002-R-AGV		D4002-S-AGV		D4002-T-AGV	
4002-NS		4002-OS		D4002-P-BP		D4002-R-BP		D4002-S-BP		D4002-T-BP	
Stud Length No. When Using											
Total Thickness G	Type 1 Receptacles	Type 2 Receptacles	Type 3 Receptacles	Total Thickness G	Type 1 Receptacles	Type 2 Receptacles	Type 3 Receptacles	Total Thickness G	Type 1 Receptacles	Type 2 Receptacles	Type 3 Receptacles
0,50 - 1,30	-	-	-	27,20 - 27,95	36	37	27				
1,30 - 2,05	-	3	-	27,95 - 28,70	37	38	28				
2,05 - 2,80	3	4	-	28,70 - 29,50	38	39	29				
2,80 - 3,55	4	5	-	29,50 - 30,20	39	40	30				
3,55 - 4,30	5	6	-	30,20 - 31,00	40	41	31				
4,30 - 5,10	6	7	-	31,00 - 31,75	41	42	32				
5,10 - 5,85	7	8	-	31,75 - 32,50	42	43	33				
5,85 - 6,60	8	9	-	32,50 - 33,30	43	44	34				
6,60 - 7,30	9	10	-	33,30 - 34,05	44	45	35				
7,30 - 8,15	10	11	-	34,05 - 34,80	45	46	36				
8,15 - 8,90	11	12	-	34,80 - 35,55	46	47	37				
8,90 - 9,65	12	13	3	35,55 - 36,30	47	48	38				
9,65 - 10,40	13	14	4	36,30 - 37,10	48	49	39				
10,40 - 11,20	14	15	5	37,10 - 37,85	49	50	40				
11,20 - 11,95	15	16	6	37,85 - 38,60	50	51	41				
11,95 - 12,70	16	17	7	38,60 - 39,35	51	52	42				
12,70 - 13,50	17	18	8	39,35 - 40,10	52	53	43				
13,50 - 14,20	18	19	9	40,10 - 40,90	53	54	44				
14,20 - 15,00	19	20	10	40,90 - 41,65	54	55	45				
15,00 - 15,75	20	21	11	41,65 - 42,40	55	56	46				
15,75 - 16,50	21	22	12	42,40 - 43,15	56	57	47				
16,50 - 17,30	22	23	13	43,15 - 43,90	57	58	48				
17,30 - 18,00	23	24	14	43,90 - 44,70	58	59	49				
18,00 - 18,80	24	25	15	44,70 - 45,45	59	60	50				
18,80 - 19,55	25	26	16	45,45 - 46,20	60	-	51				
19,55 - 20,30	26	27	17	46,20 - 46,95	-	-	52				
20,30 - 21,10	27	28	18	46,95 - 47,70	-	-	53				
21,10 - 21,85	28	29	19	47,70 - 48,50	-	-	54				
21,85 - 22,60	29	30	20	48,50 - 49,25	-	-	55				
22,60 - 23,40	30	31	21	49,25 - 50,00	-	-	56				
23,40 - 24,15	31	32	22	50,00 - 50,75	-	-	57				
24,15 - 24,90	32	33	23	50,75 - 51,50	-	-	58				
24,90 - 25,65	33	34	24	51,50 - 52,30	-	-	59				
25,65 - 26,40	34	35	25	52,30 - 53,05	-	-	60				
26,40 - 27,20	35	36	26	53,05 - 53,80	-	-	-				

Other Lengths on request.

Style	Dimensions	Materials / Finish	°C	Part No.
<p>Slotted Recess Head</p> 	 <p>S = 16,00 + (0,76 x length no.)</p>	<p>Steel / zinc-plated, CrVI-free, clear passivation</p> <p>Stainless steel ¹⁾</p>	<p>120</p> <p>200</p>	<p>D4002-*AGV</p> <p>D4002-*BP</p>
<p>Cross Recess Head</p> 	 <p>S = 16,00 + (0,76 x length no.)</p>	<p>Steel / zinc-plated CrVI-free, clear passivation</p> <p>Stainless steel ¹⁾</p>	<p>120</p> <p>200</p>	<p>D40S5-*AGV</p> <p>D40S5-*BP</p>
<p>Fixed Wing Handle</p> 	 <p>S = 16,00 + (0,76 x length no.)</p>	<p>Steel / zinc-plated, CrVI-free, clear passivation</p> <p>Stainless steel ¹⁾</p>	<p>120</p> <p>200</p>	<p>D4002-*WAGV</p> <p>D4002-*WBP</p>


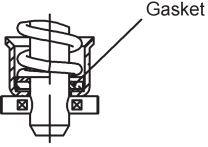
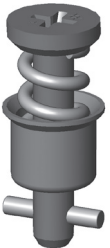
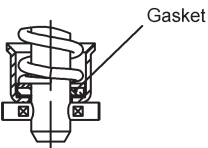
* Length no. from Table, page G-2 and G-3

¹⁾ Max. tensile strength 3.300 N, working load 2.200 N

Style	Dimensions	Materials / Finish	°C	Part No.
Folding Bail Handle 180° 	 <p>$S = 20,57 + (0,76 \times \text{length no.})$</p>	Steel / zinc-plated, CrVI-free, clear passivation	120	D40S47-*AGV
Star Form Handle Plastic 		Steel / zinc-plated, CrVI-free, clear passivation	-40 up to +60	D40E22-*AGV
Hex Recess Head 	 <p>$S = 16,00 + (0,76 \times \text{length no.})$</p>	Steel / zinc-plated, CrVI-free, clear passivation Stainless steel ¹⁾	120 200	D40E28- *AGV D40E28-*BP

* Length no. from Table, page G-2 and G-3

¹⁾ Max. tensile strenght 3.300 N, working load 2.200 N

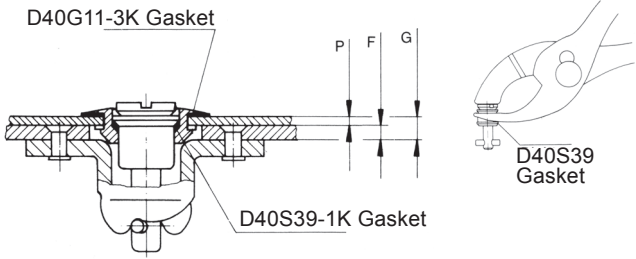
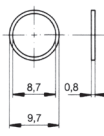
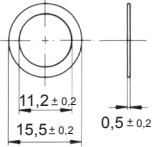
Style	Dimensions	Materials / Finish	°C	Part No.
Sealed Slotted Recess Head 	 Additional required gasket see page G-4	Steel / zinc-plated, CrVI-free, clear passivation Gasket: Vulkollan®* Available in Stud Length no. 4 and above	-15 to +80	D4002I-*AGV
		Stainless steel ¹⁾	200	D4002I-*BP
Sealed Cross Recess Head 	 Additional required gasket see page G-4	Steel / zinc-plated, CrVI-free, clear passivation Gasket: Vulkollan®* Available in Stud Length no. 4 and above	-15 to +80	D40S5I-*AGV
		Stainless steel ¹⁾	200	D40S5I-*BP

* Vulkollan® is a registered brand of Bayer AG.

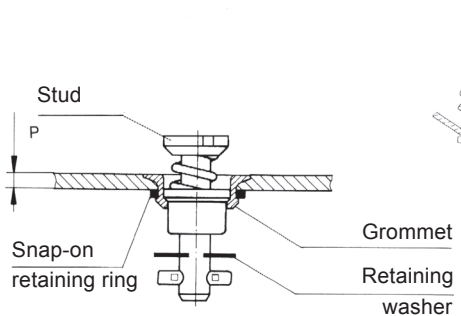
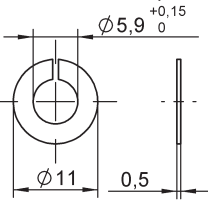
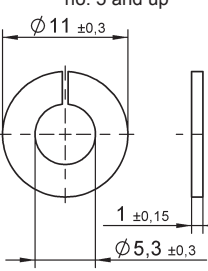


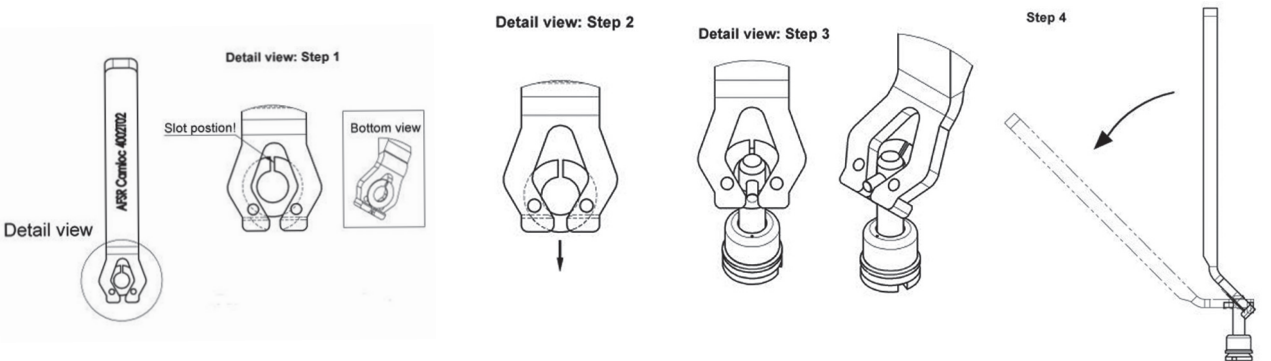
¹⁾ Max. tensile strenght 3.300 N, working load 2.200 N

Click here: [D4002 installation – including new Camloc Mounting Tool 4002T02](#) (Youtubelink)


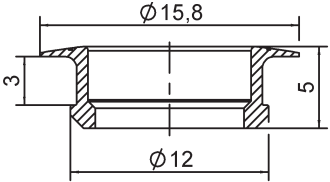

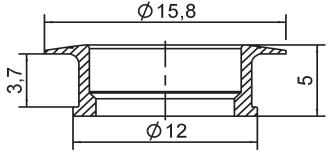

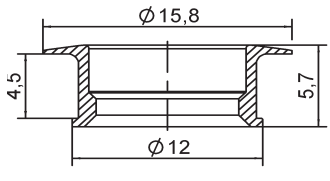

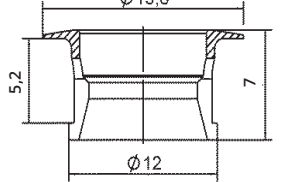

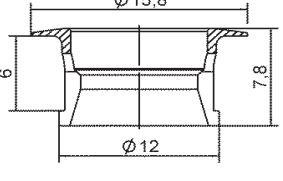

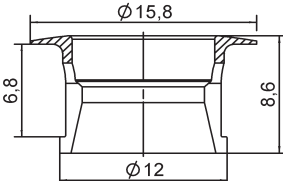

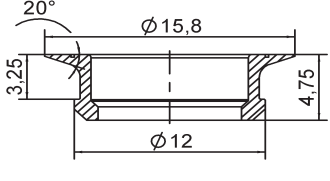

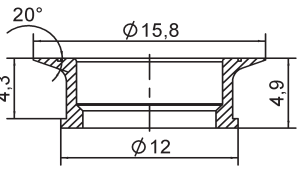



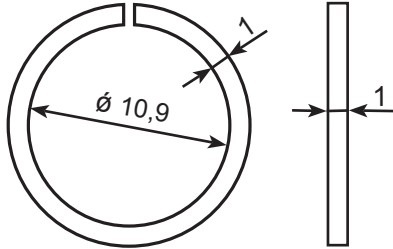
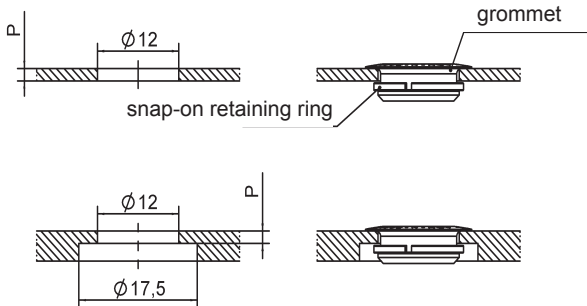
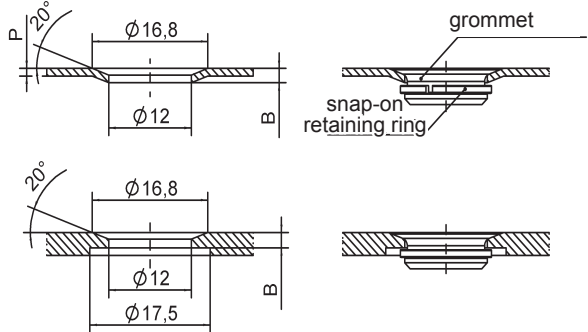

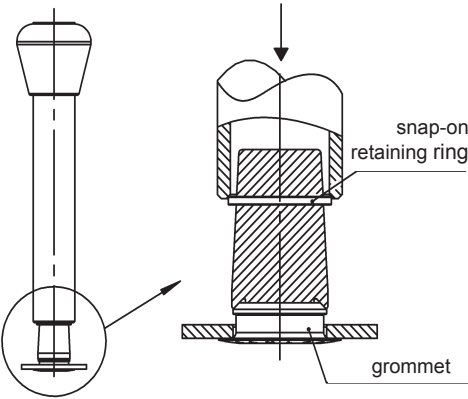
Installation Dimensions	Accessories	Materials / Finish	Part No.
Gasket to be ordered in addition to the sealed stud assembly 	Gasket 	Plastic / (PA6)	D40S39-1K
	Gasket 	EPDM black	D40G11-3K


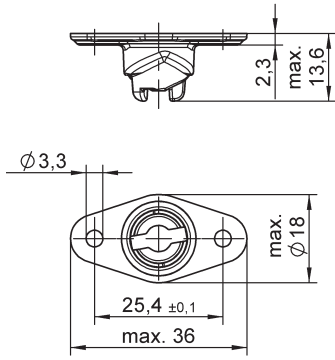

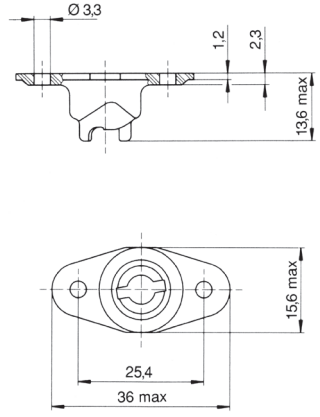

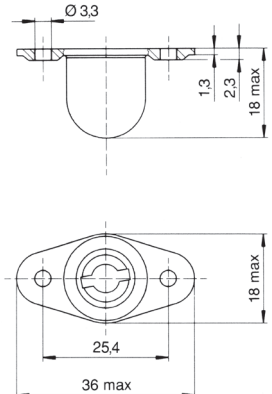
* Length no. from Table, page G-2 and G-3

Installation Dimensions	Accessories	Materials / Finish	Part No.
 <p>Stud P Snap-on retaining ring Grommet Retaining washer</p> <p>4P3-1 installation pliers, see below</p>	<p>retaining ring loose on stud use for stud length no. 5 and up</p>  <p>retaining ring loose on stud use for stud length no. 5 and up</p> 	<p>Stainless steel</p> <p>Plastic</p>	<p>4002-SW-SS</p> <p>50W204-01K</p>
	<p>Stud installation pliers</p>		<p>4P3-1</p>
	<p>Mounting tool for retaining washers*</p>		<p>4002T02-1BP</p>
<p style="text-align: center;">installation of 4002-SW-SS</p>  <p>Detail view: Step 1 Detail view: Step 2 Detail view: Step 3 Step 4</p>			


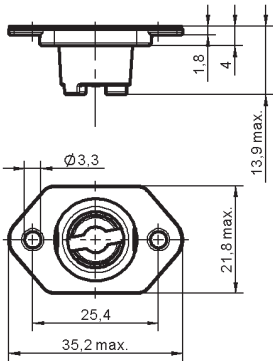

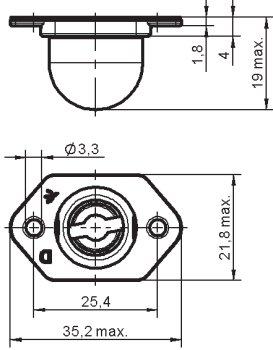

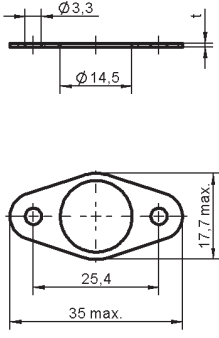
* Mounting tool 4002T02 is only for retaining washers of (D)4002 Series.

Style	Dimensions	Materials/ Finish	°C	Part no.
Plus Flush Mounting For Panel Thickness up to 1,65 		Steel/ zinc-plated CrVI-free, clear passivation stainless steel	120 200	D4002-N-AGV 4002-NS
Plus Flush Mounting For Panel Thickness from 1,65 to 2,40 		Steel/ zinc-plated CrVI-free, clear passivation stainless steel	120 200	D4002-O-AGV 4002-OS
Plus Flush Mounting For Panel Thickness from 2,40 to 3,20 		Steel/ zinc-plated CrVI-free, clear passivation stainless steel	120 200	D4002-P-AGV D4002-P-BP
Plus Flush Mounting For Panel Thickness from 3,20 to 3,95 		Steel/ zinc-plated CrVI-free, clear passivation stainless steel	120 200	D4002-R-AGV D4002-R-BP
Plus Flush Mounting For Panel Thickness from 3,95 to 4,75 		Steel/ zinc-plated CrVI-free, clear passivation stainless steel	120 200	D4002-S-AGV D4002-S-BP
Plus Flush Mounting For Panel Thickness from 4,80 to 5,60 		Steel/ zinc-plated CrVI-free, clear passivation stainless steel	120 200	D4002-T-AGV D4002-T-BP
Flush Mounting For Panel Thickness up to 1,88 		Steel/ zinc-plated CrVI-free, clear passivation stainless steel	120 200	D4002-G-AGV 4002-GS
Flush Mounting For Panel Thickness from 1,88 to 2,97 		Steel/ zinc-plated CrVI-free, clear passivation stainless steel	120 200	D4002-H-AGV 4002-HS

Style	Dimensions	Materials/ Finish	Part no.
		Steel/ zinc-plated, CrVI-free, clear passivation stainless steel stainless steel/ non-magnetic	R4G-3 V40G26-1BP V40G26-1N
		Grommet plus Flush Part no.	P_{max}
		D4002-N-AGV / 4002-NS D4002-O-AGV / 4002-OS D4002-P-AGV / D4002-P-BP D4002-T-AGV / D4002-T-BP	1,65 2,40 3,20 5,60
		Grommet Flush Part no.	P_{max} B_{max}
		D4002-G-AGV / 4002-GS D4002-H-AGV / 4002-HS	1,65 1,88 2,18 2,97
			T26

Style	Dimensions	Materials / Finish	°C	Part No.
<p>Type 1 Cast</p> 		<p>Hard bronze / zinc-plated, CrVI-free, clear passivation</p> <p>Stainless steel</p>	<p>120</p> <p>200</p>	<p>D214-16FGV</p> <p>214-16S</p>
<p>Type 1 Cast Narrow Width</p> 		<p>Hard bronze / zinc-plated, CrVI-free, clear passivation</p>	<p>120</p>	<p>D214-16NFGV</p>
<p>Type 1 Cast Encapsulated</p> 		<p>Hard bronze / zinc-plated, CrVI-free, clear passivation</p> <p>Capsule: Brass / zinc-plated, CrVI-free, clear passivation</p>	<p>150</p>	<p>D40R12-1FGV</p>

Style	Dimensions	Materials / Finish	°C	Part No.
<p>Type 2 Float up to 0,75 mm (Cast Receptacle)</p> 		<p>Hard bronze / zinc-plated, CrVI-free, clear passivation</p> <p>Cage: Steel / zinc-plated, CrVI-free, clear passivation</p> <p>Stainless steel</p>	<p>120</p> <p>200</p>	<p>D244-16-FGV</p> <p>244-16S</p>
<p>Type 2 Float up to 0,75 mm Encapsulated</p> 		<p>Hard bronze / zinc-plated, CrVI-free, clear passivation</p> <p>Capsule: Steel / zinc-plated, CrVI-free, clear passivation</p> <p>Stainless steel</p>	<p>120</p> <p>200</p>	<p>D244-16C-FGV</p> <p>244-16SC</p>
<p>Type 3 Flat Rivet / Screw or Weld Mounting</p> 		<p>Rivet / Screw Mounting</p> <p>Steel / zinc-plated, CrVI-free, clear passivation</p> <p>Stainless steel</p> <p>Welding (B) Steel / zinc-plated</p> <p>Steel/oil-coated</p>	<p>120</p> <p>200</p> <p>-</p> <p>-</p>	<p>V50R1-1-1AGV</p> <p>V50R1-1-1BP</p> <p>V50R1-1-2AZ</p> <p>V50R1-1-2AR</p>

Style	Dimensions	Materials / Finish	°C	Part No.
Type 2 Float up to 0,75 mm (Torlon) 		Torlon, base plate: Steel / zinc-plated, CrVI-free, clear passivation	120	V244-16T1
		Torlon, base plate: Stainless steel	120	V244-16TS1
Type 2 Float up to 0,75 mm (Torlon) Encapsulated 		Torlon, base plate: Steel / zinc-plated, CrVI-free, clear passivation	120	V244-16T1C
		Torlon, base plate: Stainless steel	120	V244-16TS1C
Shim 		Aluminum t=0,8mm	175	D40W02-1DR
		Aluminum t=1,5mm to be used with: D214-16FGV 214-16 S D214-16 NFGV D40R12-1FGV	175	D40W02-2DR

Installation Dimensions

Types 1, 2 and 3
Receptacle Hole Pattern

