

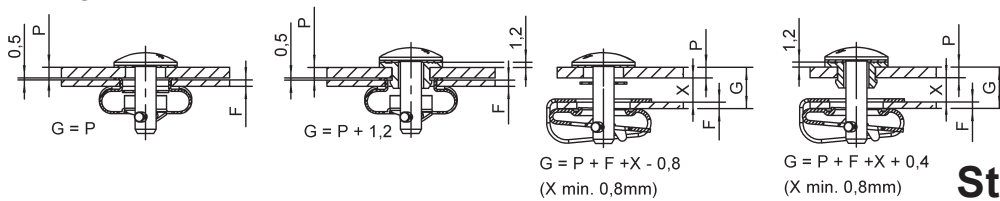


Features

- Max. tensile strength 900 N, working load 650 N.
- Stud assembly incorporates a plastic washer to protect decorative surfaces.
- Snap-in or clip-on spring loaded receptacle.
- Snap-in grommet for quick stud installation without a retaining washer.

Selection Instructions


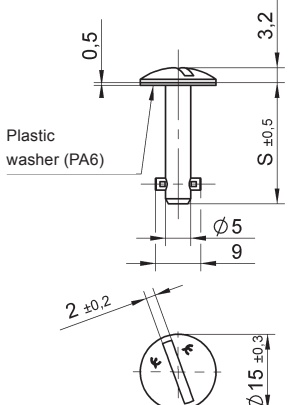

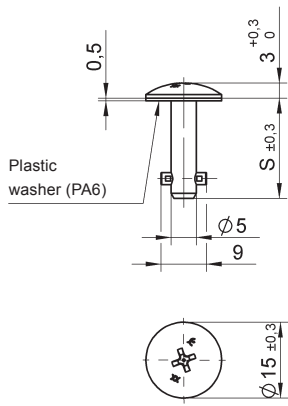

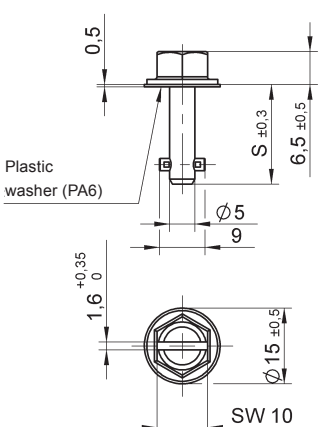
- Select stud assembly and receptacle, page D-2 to D-4 and D-6.
- Select retaining washer or grommet, page D-5.
- Select stud length number from total thickness G using the formula and table below (e.g. 50E21-*AGV).




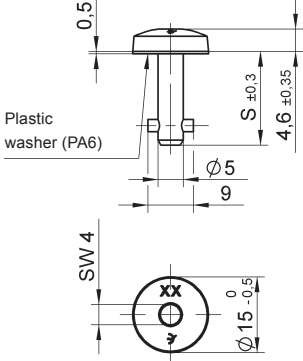

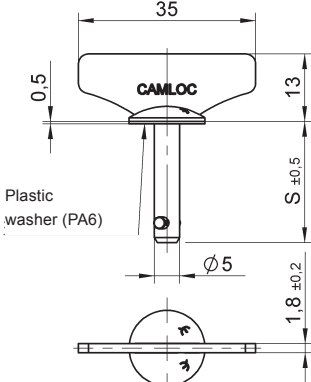

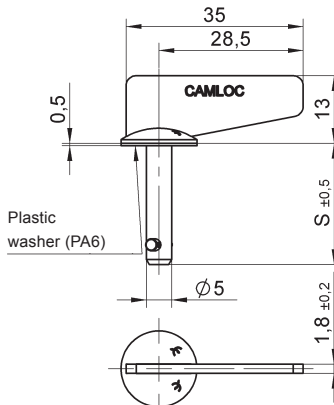
Stud Length Table

Total Thickness G	Stud Length No. when using Receptacles Type 1 F= 1,0 - 2,1	Total Thickness G	Stud Length No. when using Receptacles Type 2 F= 2,1 - 3,0	Total Thickness G	Stud Length No. when using Receptacles Type 3
0,50 - 1,10	5	0,50 - 1,10	7	2,30 - 2,90	5
1,10 - 1,70	6	1,10 - 1,70	8	2,90 - 3,50	6
1,70 - 2,30	7	1,70 - 2,30	9	3,50 - 4,10	7
2,30 - 2,90	8	2,30 - 2,90	10	4,10 - 4,70	8
2,90 - 3,50	9	2,90 - 3,50	11	4,70 - 5,30	9
3,50 - 4,10	10	3,50 - 4,10	12	5,30 - 5,90	10
4,10 - 4,70	11	4,10 - 4,70	13	5,90 - 6,50	11
4,70 - 5,30	12	4,70 - 5,30	14	6,50 - 7,10	12
5,30 - 5,90	13	5,30 - 5,90	15	7,10 - 7,70	13
5,90 - 6,50	14	5,90 - 6,50	16	7,70 - 8,30	14
6,50 - 7,10	15	6,50 - 7,10	17	8,30 - 8,90	15
7,10 - 7,70	16	7,10 - 7,70	18	8,90 - 9,50	16
7,70 - 8,30	17	7,70 - 8,30	19	9,50 - 10,10	17
8,30 - 8,90	18	8,30 - 8,90	20	10,10 - 10,70	18
8,90 - 9,50	19	8,90 - 9,50	21	10,70 - 11,30	19
9,50 - 10,10	20	9,50 - 10,10	22	11,30 - 11,90	20
10,10 - 10,70	21	10,10 - 10,70	23	11,90 - 12,50	21
10,70 - 11,30	22	10,70 - 11,30	24	12,50 - 13,10	22
11,30 - 11,90	23	11,30 - 11,90	25	13,10 - 13,70	23
11,90 - 12,50	24	11,90 - 12,50	26	13,70 - 14,30	24
12,50 - 13,10	25	12,50 - 13,10	27	14,30 - 14,90	25
13,10 - 13,70	26	13,10 - 13,70	28	14,90 - 15,50	26
13,70 - 14,30	27	13,70 - 14,30	29	15,50 - 16,10	27
14,30 - 14,90	28	14,30 - 14,90	30	16,10 - 16,70	28
14,90 - 15,50	29	14,90 - 15,50	31	16,70 - 17,30	29
15,50 - 16,10	30	15,50 - 16,10	32	17,30 - 17,90	30


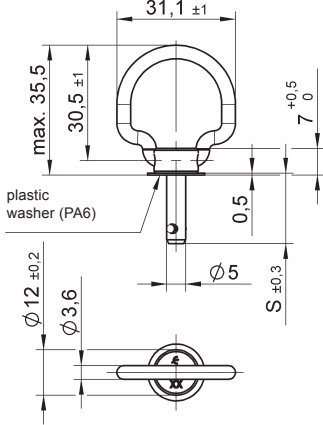

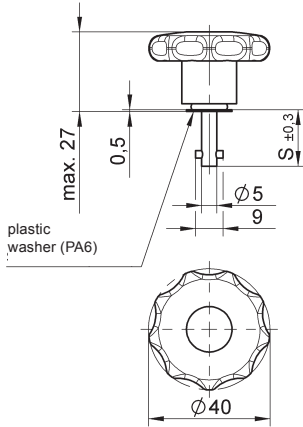

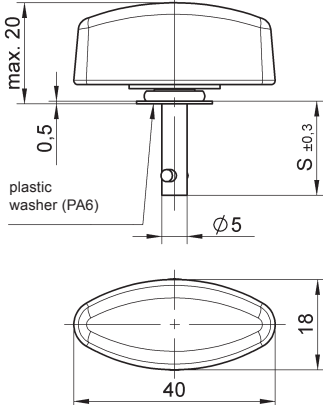
Other lengths on request.

Style	Dimensions	Materials / Finish	°C	Part No.
<p>Slotted Recess Head</p> 	 <p>S = 11,40 + (0,6 x length no.)</p>	<p>Steel / zinc-plated, CrVI-free, clear passivation with plastic washer (PA6)</p> <p>Stainless steel with plastic washer (PA6)</p>	<p>80</p> <p>80</p>	<p>50E21-*AGV</p> <p>50E21-*S</p>
<p>Cross Recess Head</p> 	 <p>S = 11,40 + (0,6 x length no.)</p>	<p>Steel / zinc-plated, CrVI-free, clear passivation with plastic washer (PA6)</p>	<p>80</p>	<p>50E70-*AGV</p>
<p>Hex Head Slotted Recess</p> 	 <p>S = 11,40 + (0,6 x length no.)</p>	<p>Steel / zinc-plated, CrVI-free, clear passivation with plastic washer (PA6)</p>	<p>80</p>	<p>50E90-*AGV</p>

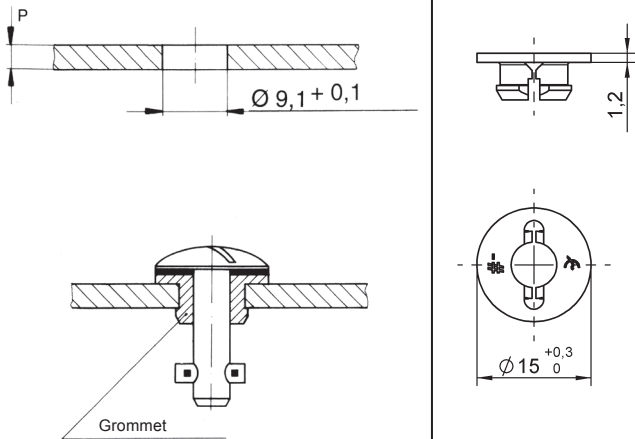
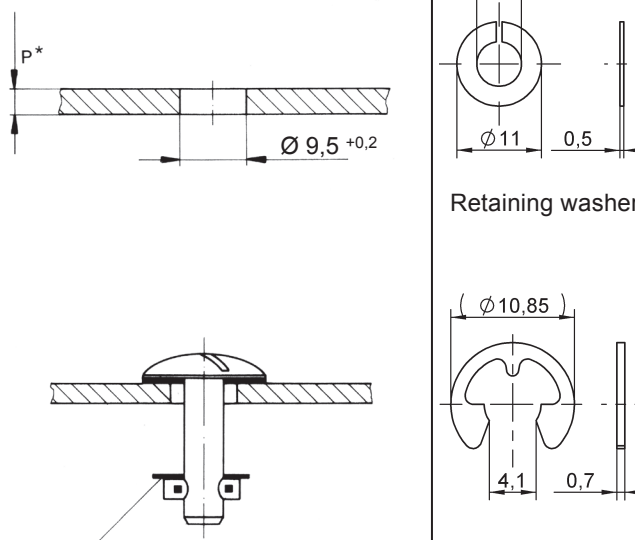
* Length no. from Table, see page D-1.

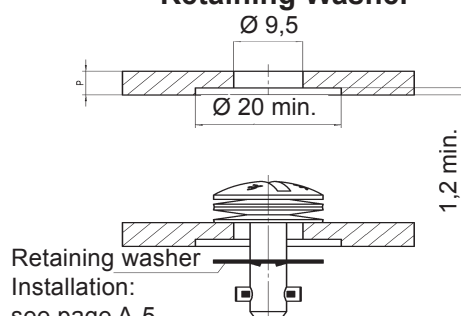
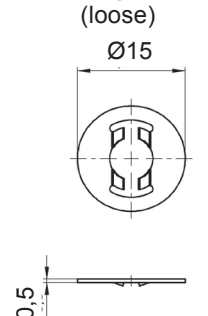

Style	Dimensions	Materials / Finish	°C	Part No.
<p>Hex Recess Head</p> 	 <p>$S = 11,40 + (0,6 \times \text{length no.})$</p>	Steel / zinc-plated, CrVI-free, clear passivation with plastic washer (PA6)	80	50E60-*AGV
<p>Fixed Wing Handle</p> 	 <p>$S = 11,40 + (0,6 \times \text{length no.})$</p>	Steel / zinc-plated, CrVI-free, clear passivation with plastic washer (PA6) Stainless steel with plastic washer (PA6)	80 80	50E21-*WAGV 50E21-*WS
<p>Offset Fixed Wing Handle</p> 	 <p>$S = 11,40 + (0,6 \times \text{length no.})$</p>	Steel / zinc-plated, CrVI-free, clear passivation with plastic washer (PA6)	80	50E21-*W0AGV

* Length no. from Table, see page D-1.


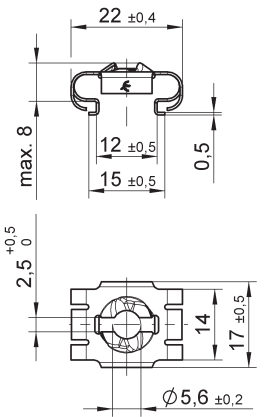

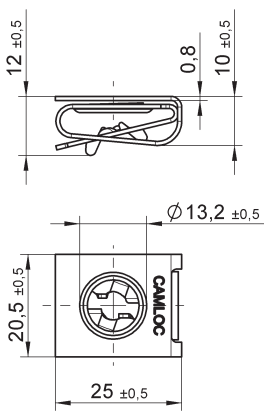
Style	Dimensions	Materials / Finish	°C	Part No.
Folding Bail Handle 180° 		Steel / zinc-plated, CrVI-free, clear passivation with plastic washer (PA6)	80	50E18-*AGV
Star Form Handle Plastic 		Steel / zinc-plated, CrVI-free, clear passivation with plastic head and plastic washer (PA6) Stainless steel with plastic head and plastic washer (PA6)	- 40 up to + 60 - 40 up to + 60	50E80-*AGV 50E80-*CP
Fixed Wing Handle Plastic 		Steel / zinc-plated, CrVI-free, clear passivation with plastic head and plastic washer (PA6) Stainless steel with plastic head and plastic washer (PA6)	- 40 up to + 60 - 40 up to + 60	50E82-*AGV 50E82-*CP

* Length no. from Table, see page D-1.

Style	Dimensions	Materials / Finish	P	Part No.		
<p>Snap-In Grommet</p>  <p>Grommet</p>	<p>Grommet</p>	<p>Plastic (PA6) / natural colour</p> <p>Working temperature: -40°C + 100°C</p>	Up to 1,60	50S12-0-1AA		
			1,70- 2,80	50S12-1-1AA		
			2,90 - 4,00	50S12-2-1AA		
			4,10 - 5,30	50S12-3-1AA		
			5,40 - 6,65	50S12-4-1AA		
<p>Retaining Washer</p>  <p>Retaining washer Installation: see page A-5.</p>	<p>Retaining washer</p>	<p>Stainless steel</p>		4002-SW-SS		
			<p>Retaining washer</p>	<p>Stainless steel</p>		50E2-3BP
			<p>Retaining washer</p>		<p>Plastic (PA6) / natural colour</p> <p>Working temperature: -40°C + 120°C</p> <p>ADVANTAGE: Plastic retaining washer can be assembled without tooling</p>	50W204-01K
<p>*For P up to 2mm Ø 8 +0,2 for installation without retaining washer</p>						

<p>Retaining Washer</p>  <p>Retaining washer Installation: see page A-5.</p>	<p>Retaining washer (loose)</p> 	<p>Stainless steel</p>	<p>50W17-1BP</p>
	<p>Mounting tool for retaining washer 50W17-1BP</p>		<p>50T01-1DR</p>

Receptacles

Style	Dimensions	Materials / Finish	Panel Thickness P	°C	Part No.
<p>Snap-In</p> 		<p>Spring steel / zinc-flake coated</p> <p>Spring steel / zinc-flake coated</p> <p>Max. tensile strength 250 N</p>	<p>F = 1,0 - 2,0</p>	<p>170</p>	<p>50E20-1AK7 (Type 1)</p>
<p>F = 2,1 - 3,0</p>	<p>170</p>	<p>50E20-2AK7 (Type 2)</p>			
<p>Clip-On</p> 		<p>Spring steel / zinc-flake coated</p>	<p>F = 0,8 - 5,6</p>	<p>170</p>	<p>V50R4-2-1AK7 (Type 3)</p>

Receptacle Installation Instructions

